






# Power Panel 500






Mounting compatibilities for existing devices

Diagonal	PP500	Picture	PP100/200	PP300/400	AP900	PPC700	PPC800	Outer dimensions	Installation dimensions	Comment	
5.7"	5PP520.0573-00		4PP120.0571-01	4PP320.0571-01	-	-	-	✓	✓		
	5PP520.0573-01		4PP120.0571-21	4PP320.0571-35	-	-	-	✓	✓		
			4PP220.0571-45	5PP320.0571-29	-	-	-	✓	✓		
			4PP220.0571-65	5PP320.0571-39	-	-	-	✓	✓		
			4PP220.0571-85	5PP320.0573-3B	-	-	-	✓	✓		
			4PP220.0571-A5	4PP420.0571-45	-	-	-	✓	✓		
			5PP120.0571-27	4PP420.0571-65	-	-	-	✓	✓		
			-	4PP420.0571-75	-	-	-	✓	✓		
			-	4PP420.0571-85	-	-	-	✓	✓		
			-	4PP420.0571-A5	-	-	-	✓	✓		
			-	4PP420.0571-B5	-	-	-	✓	✓		
			-	4PP420.0573-75	-	-	-	✓	✓		
			5PP551.0573-00		4PP151.0571-01	4PP351.0571-01	-	-	-	✓	✗
		4PP151.0571-21	4PP351.0571-35		-	-	-	✓	✗		
		4PP251.0571-45	4PP451.0571-45		-	-	-	✓	✗		
		4PP251.0571-65	4PP451.0571-65		-	-	-	✓	✗		
		4PP251.0571-85	4PP451.0571-75		-	-	-	✓	✗		
		4PP251.0571-A5	4PP451.0571-85		-	-	-	✓	✗		
			-	4PP451.0571-B5	-	-	-	✓	✗		
	5PP552.0573-00		4PP152.0571-01	4PP352.0571-35	-	-	-	✓	✓		
			4PP152.0571-21	4PP452.0571-45	-	-	-	✓	✓		
			4PP252.0571-45	4PP452.0571-65	-	-	-	✓	✓		
			4PP252.0571-65	4PP452.0571-75	-	-	-	✓	✓		
			4PP252.0571-85	4PP452.0571-B5	-	-	-	✓	✓		
			4PP252.0571-A5	-	-	-	-	✓	✓		
7"	5PP520.0702-00		-	-	-	-	-	✓	✓		
			-	-	-	-	-	✓	✓		
			-	-	-	-	-	-	✓	✓	
10.4"	5PP520.1043-00		4PP120.1043-31	5PP320.1043-39	5AP920.1043-01	5PC720.1043-00	-	✓	✓		
	5PP580.1043-00		4PP180.1043-31	4PP320.1043-31	5AP980.1043-01	5PC720.1043-01	-	✓	✓		
			4PP220.1043-75	4PP420.1043-75	-	-	-	✓	✓		
			4PP220.1043-B5	4PP420.1043-B5	-	-	-	✓	✓		
			4PP280.1043-B5	4PP480.1043-75	-	-	-	✓	✓		
			5PP120.1043-37	-	-	-	-	✓	✓		
			5PP120.1043-37A	-	-	-	-	✓	✓		



# Power Panel 500

Mounting compatibilities for existing devices

Diagonal	PP500	Picture	PP100/200	PP300/400	AP900	PPC700	PPC800	Outer dimensions	Installation dimensions	Comment
10.4"	5PP581.1043-00		4PP151.1043-31	4PP381.1043-31	5AP951.1043-01	5PC781.1043-00	-	✓	✗	The existing installation dimension must enlarge scalling down about 5 mm.
			4PP181.1043-31	4PP451.1043-75	5AP981.1043-01	-	✓	✗		
			4PP251.1043-75	4PP451.1043-B5	-	-	✓	✗		
			4PP251.1043-B5	4PP481.1043-75	-	-	✓	✗		
			4PP281.1043-75	4PP481.1043-B5	-	-	✓	✗		
			4PP281.1043-B5	-	-	-	✓	✗		
	5PP582.1043-00		4PP152.1043-31	4PP452.1043-75	5AP952.1043-01	5PC782.1043-00	-	✓	✗	
			4PP182.1043-31	4PP482.1043-75	5AP982.1043-01	-	✓	✗		
			4PP252.1043-75	-	-	-	✓	✗		
			4PP252.1043-B5	-	-	-	✓	✗		
			4PP282.1043-75	-	-	-	✓	✗		
			4PP282.1043-B5	-	-	-	✓	✗		
12.1"	5PP520.1214-00		5PP120.1214-37	5PP320.1214-39	5AP920.1214-01	5PC720.1214-00	-	✓	✗	Mounting compatible, but unthight is possible.
			5PP120.1214-37A	-	-	5PC720.1214-01	-	✓	✗	
15"	5PP520.1505-00		4PP120.1505-31	5PP320.1505-39	5AP920.1505-01	5PC720.1505-00	5PC820.1505-00	✓	✓	
	5PP580.1505-00		4PP180.1505-31	4PP320.1505-31	5AP980.1505-01	5PC720.1505-01	-	✓	✓	
			4PP220.1505-75	4PP420.1505-75	-	5PC720.1505-02	-	✓	✓	
			4PP220.1505-B5	4PP420.1505-B5	-	-	-	✓	✓	
			4PP280.1505-75	4PP480.1505-75	-	-	-	✓	✓	
			4PP280.1505-B5	4PP480.1505-B5	-	-	-	✓	✓	
			5PP120.1505-37	-	-	-	-	✓	✓	
		5PP120.1505-37A	-	-	-	-	✓	✓		
	5PP581.1505-00		4PP151.1505-31	4PP481.1505-75	5AP951.1505-01	5PC781.1505-00	-	✓	✓	
			4PP181.1505-31	-	5AP981.1505-01	-	-	✓	✓	
			4PP251.1505-75	-	-	-	-	✓	✓	
			4PP251.1505-B5	-	-	-	-	✓	✓	
			4PP281.1505-75	-	-	-	-	✓	✓	
			4PP281.1505-B5	-	-	-	-	✓	✓	
								✓	✓	

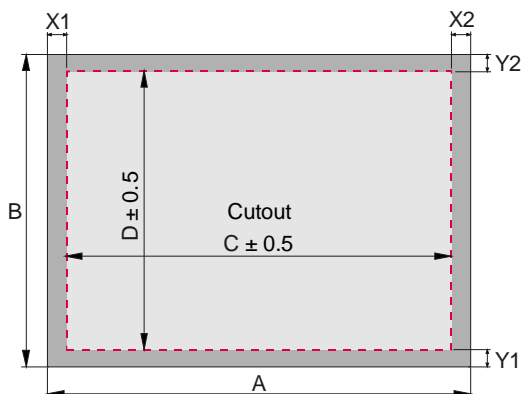
Detailed informations see folloing sheets.



# Power Panel 500

Mounting compatibilities for existing devices

## 5.7 inch Devices Overview 1/3



Device	Photo	Outer dimensions		Installation dimensions		Overlaps				
		A	B	C	D	X1	X2	Y1	Y2	
PP100/200		4PP120.0571-01	212	156	199	143	6,5	6,5	6,5	6,5
		4PP120.0571-21	212	156	199	143	6,5	6,5	6,5	6,5
		4PP220.0571-45	212	156	199	143	6,5	6,5	6,5	6,5
		4PP220.0571-65	212	156	199	143	6,5	6,5	6,5	6,5
		4PP220.0571-85	212	156	199	143	6,5	6,5	6,5	6,5
		4PP220.0571-A5	212	156	199	143	6,5	6,5	6,5	6,5
		5PP120.0571-27	212	156	199	143	6,5	6,5	6,5	6,5
PP300/400		4PP320.0571-01	212	156	199	143	6,5	6,5	6,5	6,5
		4PP320.0571-35	212	156	199	143	6,5	6,5	6,5	6,5
		5PP320.0571-29	212	156	199	143	6,5	6,5	6,5	6,5
		5PP320.0571-39	212	156	199	143	6,5	6,5	6,5	6,5
		5PP320.0573-3B	212	156	199	143	6,5	6,5	6,5	6,5
		4PP420.0571-45	212	156	199	143	6,5	6,5	6,5	6,5
		4PP420.0571-65	212	156	199	143	6,5	6,5	6,5	6,5
		4PP420.0571-75	212	156	199	143	6,5	6,5	6,5	6,5
		4PP420.0571-85	212	156	199	143	6,5	6,5	6,5	6,5
		4PP420.0571-A5	212	156	199	143	6,5	6,5	6,5	6,5
		4PP420.0571-B5	212	156	199	143	6,5	6,5	6,5	6,5
		4PP420.0573-75	212	156	199	143	6,5	6,5	6,5	6,5
		PP500		5PP520.0573-00	212	156	199	143	6,5	6,5
5PP520.0573-01	212			156	199	143	6,5	6,5	6,5	6,5

Values all in mm

Compatibility to existing devices

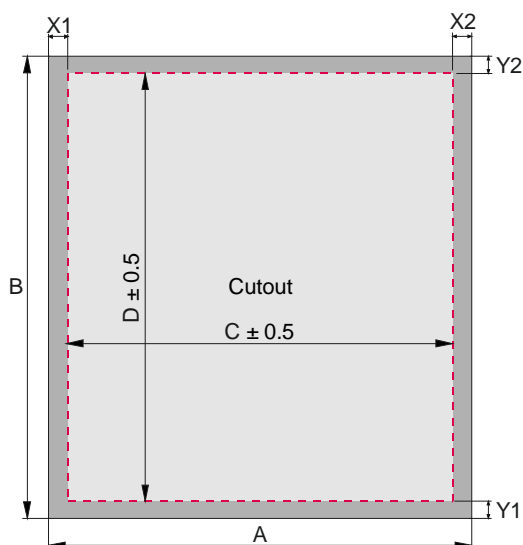
	PP100/200	PP300/400
Outer dimensions	✓	✓
Installation dimensions	✓	✓
Overlaps	✓	✓



# Power Panel 500

Mounting compatibilities for existing devices

## 5.7 inch Devices Overview 2/3



Device	Photo	Outer dimensions		Installation dimensions		Overlaps				
		A	B	C	D	X1	X2	Y1	Y2	
PP100/200		4PP151.0571-01	212	245	199	226,8	6,5	6,5	11,7	6,5
		4PP151.0571-21	212	245	199	226,8	6,5	6,5	11,7	6,5
		4PP251.0571-45	212	245	199	226,8	6,5	6,5	11,7	6,5
		4PP251.0571-65	212	245	199	226,8	6,5	6,5	11,7	6,5
		4PP251.0571-85	212	245	199	226,8	6,5	6,5	11,7	6,5
		4PP251.0571-A5	212	245	199	226,8	6,5	6,5	11,7	6,5
PP300/400		4PP351.0571-01	212	245	199	226,8	6,5	6,5	11,7	6,5
		4PP351.0571-35	212	245	199	226,8	6,5	6,5	11,7	6,5
		4PP451.0571-45	212	245	199	226,8	6,5	6,5	11,7	6,5
		4PP451.0571-65	212	245	199	226,8	6,5	6,5	11,7	6,5
		4PP451.0571-75	212	245	199	226,8	6,5	6,5	11,7	6,5
		4PP451.0571-85	212	245	199	226,8	6,5	6,5	11,7	6,5
		4PP451.0571-B5	212	245	199	226,8	6,5	6,5	11,7	6,5
PP500		5PP551.0573-00	212	245	199	232	6,5	6,5	6,5	6,5

Values all in mm

Compatibility to existing devices

	PP100/200	PP300/400
Outer dimensions	✓	✓
Installation dimensions	✗	✗
Overlaps	✗	✗

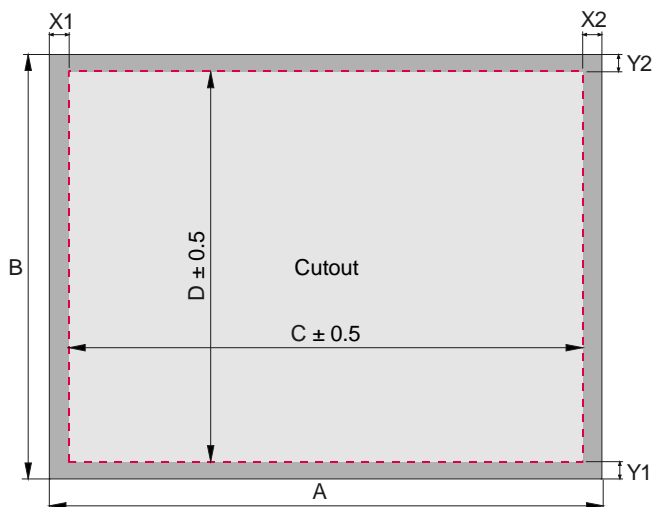
If you use a PP500 device for replacement of an upper listed PP100/200 or PP300/400 device so you have to make the existing cutout 5.2 mm larger on the vertically side (Y1 lower edge).



# Power Panel 500

Mounting compatibilities for existing devices

## 5.7 inch Devices Overview 3/3



Device	Photo	Outer dimensions		Installation dimensions		Overlaps				
		A	B	C	D	X1	X2	Y1	Y2	
PP100/200		4PP152.0571-01	302	187	289	174	6,5	6,5	6,5	6,5
		4PP152.0571-21	302	187	289	174	6,5	6,5	6,5	6,5
		4PP252.0571-45	302	187	289	174	6,5	6,5	6,5	6,5
		4PP252.0571-65	302	187	289	174	6,5	6,5	6,5	6,5
		4PP252.0571-85	302	187	289	174	6,5	6,5	6,5	6,5
		4PP252.0571-A5	302	187	289	174	6,5	6,5	6,5	6,5
PP300/400		4PP352.0571-35	302	187	289	174	6,5	6,5	6,5	6,5
		4PP452.0571-45	302	187	289	174	6,5	6,5	6,5	6,5
		4PP452.0571-65	302	187	289	174	6,5	6,5	6,5	6,5
		4PP452.0571-75	302	187	289	174	6,5	6,5	6,5	6,5
		4PP452.0571-B5	302	187	289	174	6,5	6,5	6,5	6,5
PP500		5PP552.0573-00	302	187	289	174	6,5	6,5	6,5	6,5

Values all in mm

Compatibility to existing devices

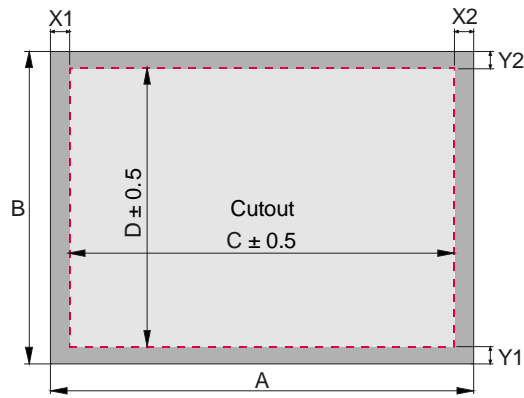
	PP100/200	PP300/400
Outer dimensions	✓	✓
Installation dimensions	✓	✓
Overlaps	✓	✓




# Power Panel 500

Mounting compatibilities for existing devices

## 7 inch Devices Overview 1/1



Device	Photo	Outer dimensions		Installation dimensions		Overlaps			
		A	B	C	D	X1	X2	Y1	Y2
5PP520.0702-00		212	156	199	143	6,5	6,5	6,5	6,5

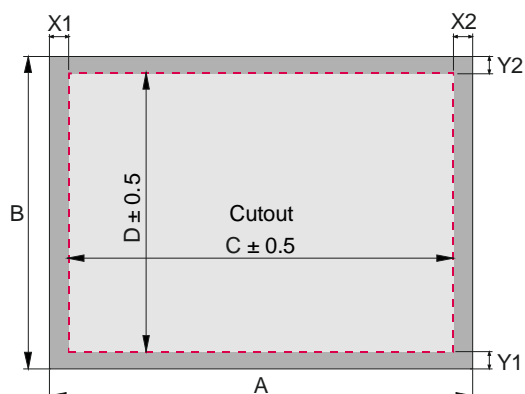
Values all in mm



# Power Panel 500

Mounting compatibilities for existing devices

## 10.4 inch Devices Overview 1/3



Device	Photo	Outer dimensions		Installation dimensions		Overlaps				
		A	B	C	D	X1	X2	Y1	Y2	
PP100/200		4PP120.1043-31	323	260	303	243	10	10	8,5	8,5
		4PP180.1043-31	323	260	303	243	10	10	8,5	8,5
		4PP220.1043-75	323	260	303	243	10	10	8,5	8,5
		4PP220.1043-B5	323	260	303	243	10	10	8,5	8,5
		4PP280.1043-B5	323	260	303	243	10	10	8,5	8,5
		5PP120.1043-37	323	260	303	243	10	10	8,5	8,5
		5PP120.1043-37A	323	260	303	243	10	10	8,5	8,5
PP300/400		5PP320.1043-39	323	260	303	243	10	10	8,5	8,5
		4PP320.1043-31	323	260	303	243	10	10	8,5	8,5
		4PP420.1043-75	323	260	303	243	10	10	8,5	8,5
		4PP420.1043-B5	323	260	303	243	10	10	8,5	8,5
		4PP480.1043-75	323	260	303	243	10	10	8,5	8,5
AP900		5AP920.1043-01	323	260	303	243	10	10	8,5	8,5
		5AP980.1043-01	323	260	303	243	10	10	8,5	8,5
PPC700		5PC720.1043-00	323	260	303	243	10	10	8,5	8,5
		5PC720.1043-01	323	260	303	243	10	10	8,5	8,5
			323	260	303	243	10	10	8,5	8,5
PP500		5PP520.1043-00	323	260	303	243	10	10	8,5	8,5
		5PP580.1043-00	323	260	303	243	10	10	8,5	8,5

Values all in mm

Compatibility to existing devices

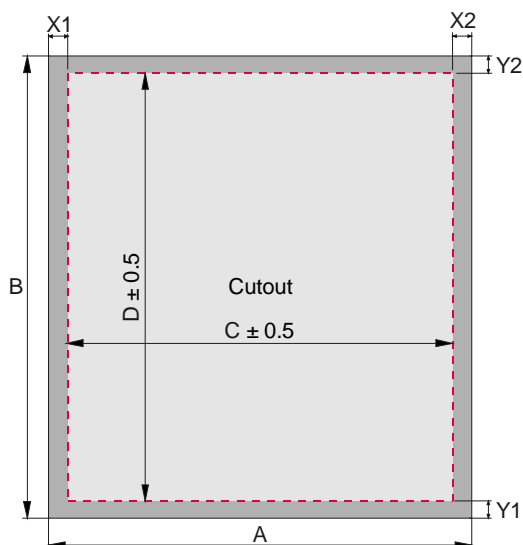
	PP100/200	PP300/400	AP900	PPC700
Outer dimensions	✓	✓	✓	✓
Installation dimensions	✓	✓	✓	✓
Overlaps	✓	✓	✓	✓



# Power Panel 500

Mounting compatibilities for existing devices

## 10.4 inch Devices Overview 2/3



Device	Photo	Outer dimensions		Installation dimensions		Overlaps				
		A	B	C	D	X1	X2	Y1	Y2	
PP100/200		4PP151.1043-31	323	358	303	336	10	10	13,5	8,5
		4PP181.1043-31	323	358	303	336	10	10	13,5	8,5
		4PP251.1043-75	323	358	303	336	10	10	13,5	8,5
		4PP251.1043-B5	323	358	303	336	10	10	13,5	8,5
		4PP281.1043-75	323	358	303	336	10	10	13,5	8,5
		4PP281.1043-B5	323	358	303	336	10	10	13,5	8,5
PP300/400		4PP381.1043-31	323	358	303	336	10	10	13,5	8,5
		4PP451.1043-75	323	358	303	336	10	10	13,5	8,5
		4PP451.1043-B5	323	358	303	336	10	10	13,5	8,5
		4PP481.1043-75	323	358	303	336	10	10	13,5	8,5
		4PP481.1043-B5	323	358	303	336	10	10	13,5	8,5
AP900		5AP951.1043-01	323	358	303	341	10	10	8,5	8,5
		5AP981.1043-01	323	358	303	341	10	10	8,5	8,5
PPC700		5PC781.1043-00	323	358	303	341	10	10	8,5	8,5
PP500		5PP581.1043-00	323	358	303	341	10	10	8,5	8,5

Values all in mm

Compatibility to existing devices

	PP100/200	PP300/400	AP900	PPC700
Outer dimensions	✓	✓	✓	✓
Installation dimensions	✗	✗	✓	✓
Overlaps	✗	✗	✓	✓

If you use a PP500 device for replacement of an upper listed PP100/200 or PP300/400 device so you have to make the existing cutout 5 mm larger on the vertically side (Y1 lower edge).

If you use a PP500 device for replacement of an upper listed AP900 or PPC700 device so you don't have to make any adjustment of the existing installation dimensions.

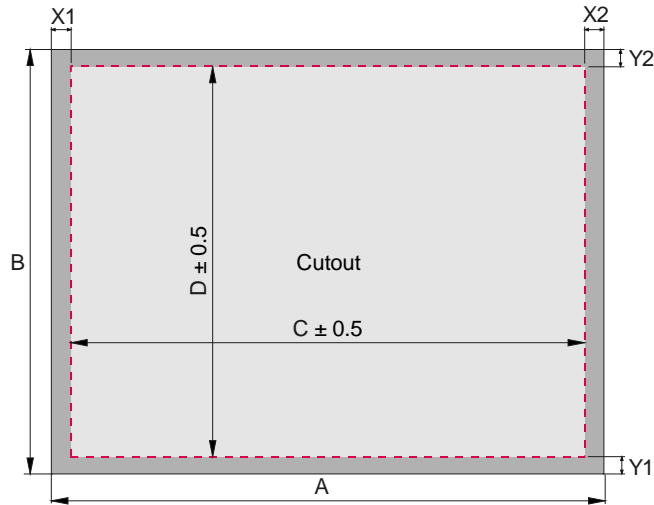




# Power Panel 500

Mounting compatibilities for existing devices

## 10.4 inch Devices Overview 3/3



Device	Photo	Outer dimensions		Installation dimensions		Overlaps				
		A	B	C	D	X1	X2	Y1	Y2	
PP100/200		4PP152.1043-31	423	288	402	266,5	10	10	13	8,5
		4PP182.1043-31	423	288	402	266,5	10	10	13	8,5
		4PP252.1043-75	423	288	402	266,5	10	10	13	8,5
		4PP252.1043-B5	423	288	402	266,5	10	10	13	8,5
		4PP282.1043-75	423	288	402	266,5	10	10	13	8,5
PP300/400		4PP452.1043-75	423	288	402	266,5	10	10	13	8,5
		4PP482.1043-75	423	288	402	266,5	10	10	13	8,5
AP900		5AP952.1043-01	423	288	402	271	10	10	8,5	8,5
		5AP982.1043-01	423	288	402	271	10	10	8,5	8,5
PPC700		5PC782.1043-00	423	288	402	271	10	10	8,5	8,5
PP500		5PP582.1043-00	423	288	403	271	10	10	8,5	8,5

Values all in mm

### Compatibility to existing devices

	PP100/200	PP300/400	AP900	PPC700
Outer dimensions	✓	✓	✓	✓
Installation dimensions	✗	✗	✓	✓
Overlaps	✗	✗	✓	✓

If you use a PP500 device for replacement of an upper listed PP100/200 or PP300/400 device so you have to make the existing cutout 4.5 mm larger on the vertically side (Y1 lower edge).

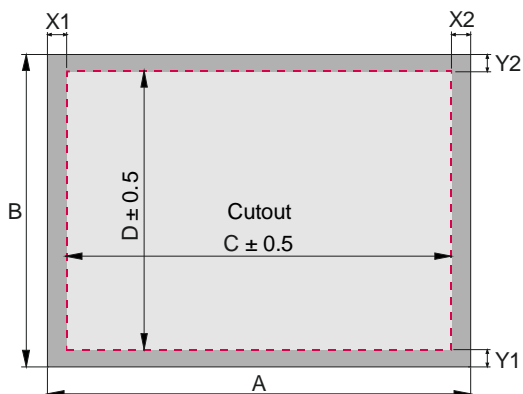
If you use a PP500 device for replacement of an upper listed AP900 or PPC700 device so you don't have to make any adjustment of the existing installation dimensions.



# Power Panel 500

Mounting compatibilities for existing devices

## 12.1 inch Devices Overview 1/1



	Device	Photo	Outer dimensions		Installation dimensions		Overlaps			
			A	B	C	D	X1	X2	Y1	Y2
PP100/200	5PP120.1214-37		362	284	345	267	8,5	8,5	8,5	8,5
	5PP120.1214-37A		362	284	345	267	8,5	8,5	8,5	8,5
PP300/400	5PP320.1214-39		362	284	345	267	8,5	8,5	8,5	8,5
AP900	5AP920.1214-01		362	284	342	267	10	10	8,5	8,5
PPC700	5PC720.1214-00		362	284	342	267	10	10	8,5	8,5
	5PC720.1214-01		362	284	342	267	10	10	8,5	8,5
PP500	5PP520.1214-00		362	284	342	267	10	10	8,5	8,5

Values all in mm

Compatibility to existing devices

	PP100/200	PP300/400	AP900	PPC700
Outer dimensions	✓	✓	✓	✓
Installation dimensions	✗	✗	✓	✓
Overlaps	✗	✗	✓	✓

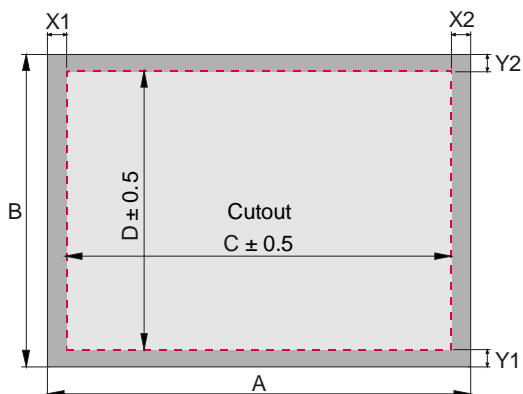
If you use a PP500 device for replacement of an upper listed PP100/200 or PP300/400 device so you don't have to make any adjustment of the existing installation dimensions but it can be that there is no 100% guaranteed leak tightness.



# Power Panel 500

Mounting compatibilities for existing devices

## 15 inch Devices Overview 1/2



Device	Photo	Outer dimensions		Installation dimensions		Overlaps				
		A	B	C	D	X1	X2	Y1	Y2	
PP100/200		4PP120.1505-31	435	330	415	312	10	10	9	9
		4PP180.1505-31	435	330	415	312	10	10	9	9
		4PP220.1505-75	435	330	415	312	10	10	9	9
		4PP220.1505-B5	435	330	415	312	10	10	9	9
		4PP280.1505-75	435	330	415	312	10	10	9	9
		4PP280.1505-B5	435	330	415	312	10	10	9	9
		5PP120.1505-37	435	330	415	312	10	10	9	9
		5PP120.1505-37A	435	330	415	312	10	10	9	9
PP300/400		5PP320.1505-39	435	330	415	312	10	10	9	9
		4PP320.1505-31	435	330	415	312	10	10	9	9
		4PP420.1505-75	435	330	415	312	10	10	9	9
		4PP420.1505-B5	435	330	415	312	10	10	9	9
		4PP480.1505-75	435	330	415	312	10	10	9	9
		4PP480.1505-B5	435	330	415	312	10	10	9	9
AP900		5AP920.1505-01	435	330	415	312	10	10	9	9
		5AP980.1505-01	435	330	415	312	10	10	9	9
PPC700		5PC720.1505-00	435	330	415	312	10	10	9	9
		5PC720.1505-01	435	330	415	312	10	10	9	9
		5PC720.1505-02	435	330	415	312	10	10	9	9
PPC800		5PC820.1505-00	435	330	415	312	10	10	9	9
PP500		5PP520.1505-00	435	330	415	313	10	10	8,5	8,5
		5PP580.1505-00	435	330	415	313	10	10	8,5	8,5

Values all in mm

Compatibility to existing devices

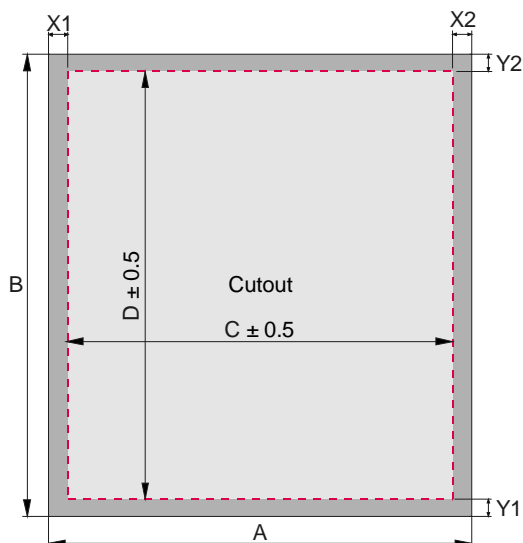
	PP100/200	PP300/400	AP900	PPC700	PPC800
Outer dimensions	✓	✓	✓	✓	✓
Installation dimensions	✓	✓	✓	✓	✓
Overlaps	✓	✓	✓	✓	✓



# Power Panel 500

Mounting compatibilities for existing devices

## 15 inch Devices Overview 2/2



Device	Photo	Outer dimensions		Installation dimensions		Overlaps				
		A	B	C	D	X1	X2	Y1	Y2	
PP100/200	4PP151.1505-31		435	430	415	412	10	10	9	9
	4PP181.1505-31		435	430	415	412	10	10	9	9
	4PP251.1505-75		435	430	415	412	10	10	9	9
	4PP251.1505-B5		435	430	415	412	10	10	9	9
	4PP281.1505-75		435	430	415	412	10	10	9	9
	4PP281.1505-B5		435	430	415	412	10	10	9	9
PP300/400	4PP481.1505-75		435	430	415	412	10	10	9	9
AP900	5AP951.1505-01		435	430	415	412	10	10	9	9
	5AP981.1505-01		435	430	415	412	10	10	9	9
PPC700	5PC781.1505-00		435	430	415	412	10	10	9	9
PP500	5PP581.1505-00		435	430	415	413	10	10	8,5	8,5

Values all in mm

Compatibility to existing devices

	PP100/200	PP300/400	AP900	PPC700
Outer dimensions	✓	✓	✓	✓
Installation dimensions	✓	✓	✓	✓
Overlaps	✓	✓	✓	✓

