

Field-assembled connectors - Sensors and actuators

1 Order data




| Short description, model number | | |
|---|---|---|
| X67 male M8 connector, 3-pin | X67 male M12 connector, 5-pin, A-keyed | X67 male M12 connector, 5-pin, A-keyed |
| Piercing connection | Cage clamp connection | Screw clamp connection |
| X67AC0D00 | X67AC0A00 | X67AC2A00 |
|  |  |  |

Table 1: X67AC0D00, X67AC0A00, X67AC2A00 - Order data

2 Technical data

| Product ID | X67AC0D00 | X67AC0A00 | X67AC2A00 |
|----------------------------|---|---|--|
| General information | | | |
| Connection | Male M8 connector | Male M12 connector | |
| Keying | - | A-keyed | |
| Type of terminal clamp | Piercing connection | Cage clamp terminal block | Screw clamp terminal block |
| Short description | X67 male M8 connector, 3-pin, piercing connection | X67 male M12 connector, 5-pin, A-keyed, cage clamp connection | X67 male M12 connector, 5-pin, A-keyed, screw clamp connection |
| Number of pins | 3-pin | 5-pin | |
| Shielding | - | | |

Table 2: X67AC0D00, X67AC0A00, X67AC2A00 - Technical data

3 Cable requirements

| Product ID | X67AC0D00 | X67AC0A00 | X67AC2A00 |
|-----------------------------------|--|---|--|
| External diameter of cable | 3 - 5 mm | 4 - 8 mm | 4 - 6 mm |
| Contact | CuSn | CuZn | CuSnZn |
| Contact surface | Au | Ni/Au | CuSnZn |
| Flexible connection cross section | 0.14 - 0.38 mm ² AWG 26 - 22 | 0.14 - 0.5 mm ² AWG 26 - 20 | 0.25 - 0.75 mm ² AWG 24 - 18 |