

8CCH05X5.11230-1

1 General information

- Can be used in cable drag chains
- Assembled specifically for use with ACOPOSremote/ACOPOSmotor drive systems
- Hybrid connector system for secure connections
- Connector inserts in both hybrid connectors rotated 180° in order to allow an alternative cable outlet

2 Order data


Model number	Short description	Figure
	Hybrid cables	
8CCH05X5.11230-1	Hybrid cable, length 5.5 m, 2x 2x 0.34 mm ² + 4x 0.75 mm ² + 5x 2.5 mm ² , 2x 15-pin female TYCO connector, connector insert rotated 180°, can be used in cable drag chains	

Table 1: 8CCH05X5.11230-1 - Order data

3 Technical data

Model number	8CCH05X5.11230-1
General information	
Cable cross section	5x 2.5 mm ² + 2x 2x 0.75 mm ² + 2x 2x 0.34 mm ² / 1.55- 100 VZN
Durability	In preparation
Short description	Connector insert in both hybrid connectors rotated 180° degrees
Certification	E130266 cURus AWM Style 20234, 80°C, 1000 V and CSA C22.2 no. 210.2 I/II A/B, FT1 ¹⁾
Certifications	
CE	Yes
UL	cULus E225616 Power conversion equipment
Cable construction	
Power lines	
Quantity	5
Wire insulation	PE
Wire colors	Black, red, brown, white, yellow/green
Variant	Tinned copper stranded wire
Cross section	2.5 mm ²
Shield	No
Stranding	No
Signal line	
Quantity	4
Wire insulation	PE
Wire colors	Pink/Blue, violet/gray
Variant	Tinned copper stranded wire
Cross section	0.75 mm ²
Shield	No
Stranding	No

Table 2: 8CCH05X5.11230-1 - Technical data

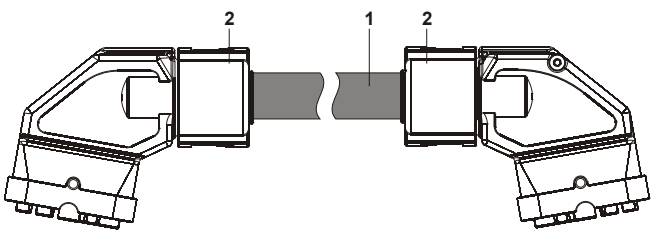
Model number	8CCH05X5.11230-1
Data lines	
Quantity	4
Wire insulation	PE
Wire colors	VZN (cat. 5)
Variant	Tinned copper stranded wire
Cross section	0.34 mm ²
Shield	Yes
Stranding	Yes
Cable stranding	With filler elements and foil shield
Cable shield	Tinned copper braiding, optical coverage >85% and foil shield
Outer jacket	
Material	PUR
Color	Orange, similar to RAL 2003 flat
Labeling	B&R 5x2.5 + 2x2x0.75 + (1x4x22AWG) * E130266 cURus AWM STYLE 20234 * AWM I/II A/B 80°C 1000 V FT1 * "internal lot number" ¹⁾
Connector	
Type	15-pin female TYCO connector
Mating cycles	Max. 20
Contacts	15
Degree of protection per EN 60529	IP65
Electrical properties ¹⁾	
Operating voltage	Power lines: ≤1000 V Signal lines: ≤1000 V Data lines: ≤100 V
Test voltage	
Wire/Wire	2.5 mm ² : 3 kV 0.75 mm ² : 2 kV 0.34 mm ² : 2 kV
Wire/Shield	2.5 mm ² : 3 kV 0.75 mm ² : 1 kV 0.34 mm ² : 1 kV
Conductor resistance	
Power lines	≤8 Ω/km
Signal line	≤26 Ω/km
Data lines	≤56 Ω/km
Insulation resistance	≥500 MΩ*km
Current-carrying capacity per DIN VDE 0298 part 4, table 11	
Wall mounting	23.7 A
Installed in conduit or cable duct	27.3 A
Installed in cable tray	29.1 A
Ambient conditions ¹⁾	
Temperature	
Moving	-40°C to +80°C
Static	-40°C to +80°C
Mechanical properties ¹⁾	
Dimensions	
Length	5.5 m
Diameter	14.6 mm ± 0.4 mm
Bend radius	
Single bend	>60 mm
Moving	≥150 mm
Drag chain data	
Acceleration	Max. 50 m/s ² (depends on the length of the travel path)
Flex cycles	≥5,000,000
Speed	Max. 300 m/min
Weight	1.9 kg

Table 2: 8CCH05X5.11230-1 - Technical data

1) Values refer to the raw cable being used.

4 Wiring

4.1 Cable construction



Pos.	Description	Note
1	Hybrid cable	5x 1x 2.5 mm ² + 4x 1x 0.75 mm ² + 2x 2x 0.34 mm ² / 1.55- 100 LI
2	15-pin female TYCO connector	Connector inserts rotated 180°

Table 3: Hybrid cables - Cable construction

4.2 Cable diagram

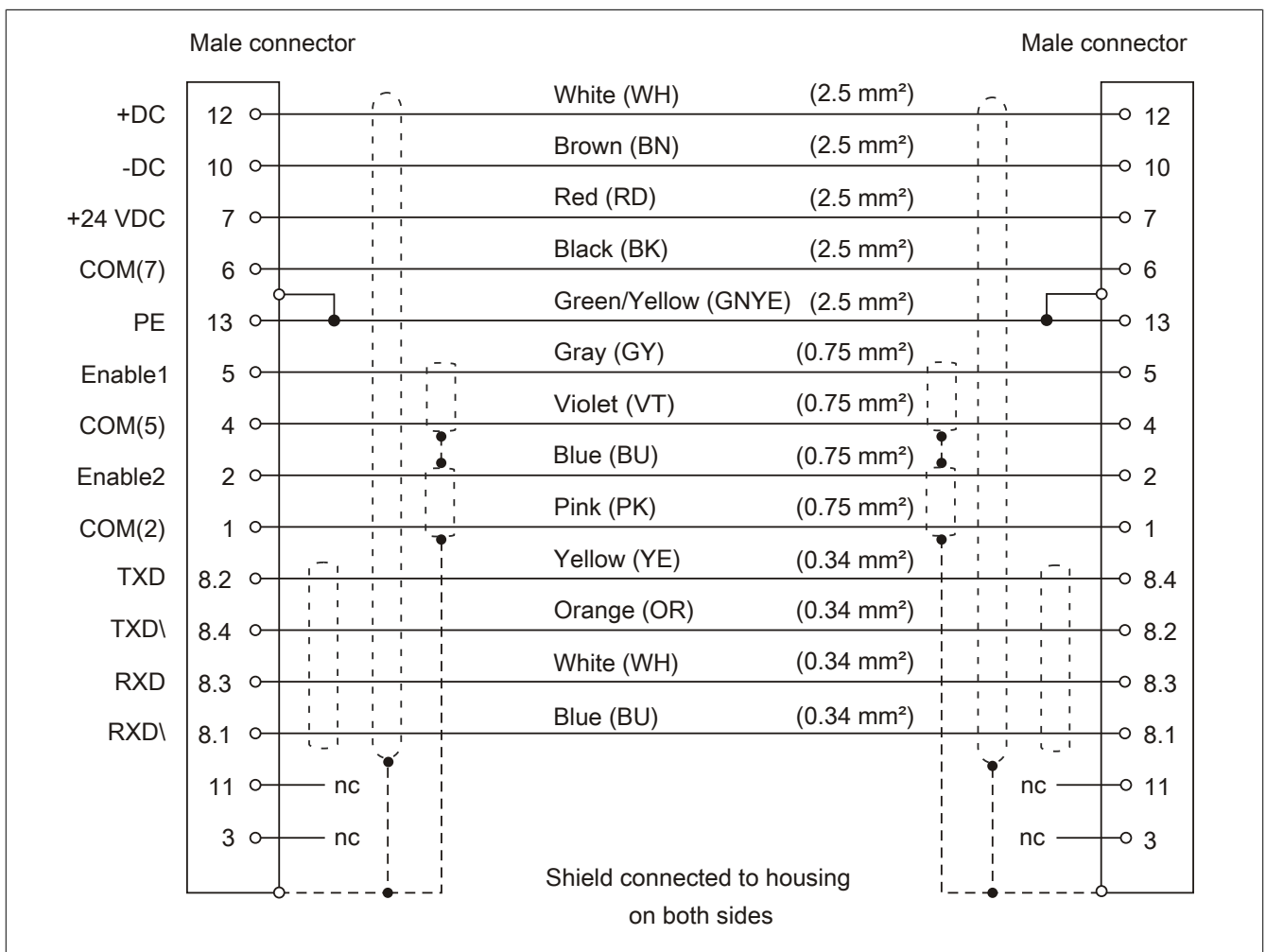


Figure 1: Hybrid cables - Cable diagram