

# 8CM005.12-1

## 1 General information

- Can be used in cable drag chains
- Assembled specifically for use with ACOPOS 1010/1016/1022/1045/1090 servo drives and B&R servo motor with motor connector size 1

## 2 Order data


Model number	Short description	Figure
8CM005.12-1	<b>1.5 mm<sup>2</sup> motor cables</b> Motor cable, length 5 m, 4x 1.5 mm <sup>2</sup> + 2x 2x 0.75 mm <sup>2</sup> , 8-pin female Intercontec motor connector size 1, can be used in cable drag chains	

Table 1: 8CM005.12-1 - Order data

## 3 Technical data

Model number	8CM005.12-1
<b>General information</b>	
Cable cross section	4x 1.5 mm <sup>2</sup> + 2x 2x 0.75 mm <sup>2</sup>
Durability	Oil resistance per HD 22.10 appendix A DIN EN 60811-404 <sup>1)</sup>
Certification	E170315 cRUus AWM STYLE 21223 AWM I/II A/B 80°C 1000 V FT1 <sup>1)</sup>
<b>Certifications</b>	
CE	Yes
UL	cULus E225616 Power conversion equipment
EAC	Yes
<b>Cable construction</b>	
<b>Power lines</b>	
Quantity	4
Wire insulation	PP
Wire colors	Black, brown, blue, yellow/green
Variant	Tinned copper stranded wire
Cross section	1.5 mm <sup>2</sup>
Shield	No
Stranding	No
<b>Signal line</b>	
Quantity	4
Wire insulation	PP
Wire colors	White, white/red, white/blue, white/green
Variant	Tinned copper stranded wire
Cross section	0.75 mm <sup>2</sup>
Shield	Individually shielded in pairs, tinned copper braiding, optical coverage > 85% and foil shield
Stranding	White with white/red and white/blue with white/green
Cable stranding	With filler elements and foil shield
Cable shield	Tinned copper braiding, optical coverage > 85% and foil shield
<b>Outer jacket</b>	
Material	TPU
Color	Orange, similar to RAL 2003 flat
Labeling	B&R 4 G 1.5 + 2 x (2x0,75)C C E170315 cRUus AWM STYLE 21223 AWM I/II A/B 80°C 1000 V FT1 production order number <sup>1)</sup>
<b>Connector</b>	
Type	8-pin female speedtec motor connector, size 1.0
Mating cycles	<500
Contacts	8 (4 power and 4 signal contacts)
Degree of protection per EN 60529	IP66/67 when connected
<b>Electrical properties <sup>1)</sup></b>	
Operating voltage	Max. 1000 V AC (UL)
Test voltage	
Wire - Wire	4 kV
Wire - Shield	4 kV

Table 2: 8CM005.12-1 - Technical data

Model number	8CM005.12-1
Conductor resistance	
Power lines	≤13.7 Ω/km
Signal line	≤26.7 Ω/km
Insulation resistance	≥500 MΩ*km
Current-carrying capacity per DIN VDE 0298 part 4, table 11	
Wall mounting	20 A
Installed in conduit or cable duct	17.8 A
Installed in cable tray	20.9 A
<b>Ambient conditions <sup>1)</sup></b>	
Temperature	
Moving	-20°C to +80°C
Static	-20°C to +90°C
<b>Mechanical properties <sup>1)</sup></b>	
Dimensions	
Length	5 m
Diameter	12.2 mm ±0.3 mm
Bend radius	
Single bend	>38 mm
Moving	>94 mm
Drag chain data	
Acceleration	Max. 50 m/s <sup>2</sup> (depends on the length of the travel path)
Flex cycles <sup>2)</sup>	≥5,000,000
Velocity	Max. 300 m/min
Weight	0.74 kg

Table 2: 8CM005.12-1 - Technical data

- 1) Values refer to the raw cable being used.
- 2) At an ambient temperature from -20°C to +60°C.

## 4 Wiring

### 4.1 Cable construction

Pos.	Description	Note
1	Motor line	8CMxxx.12-0: 4x 0.75 mm <sup>2</sup> + 2x 2x 0.34 mm <sup>2</sup> 8CMxxx.12-1: 4x 1.5 mm <sup>2</sup> + 2x 2x 0.75 mm <sup>2</sup> 8CMxxx.12-3, 8CMxxx.19-3: 4x 4 mm <sup>2</sup> 2x 0.75 mm <sup>2</sup> + 2x 1 mm <sup>2</sup> 8CMxxx.12-5: 4x 10 mm <sup>2</sup> + 2x 0.75 mm <sup>2</sup> + 2x 1.5 mm <sup>2</sup>
2	8-pin female circular connector	Dimensions 8CMxxx.12-0: ø 28 x 76 mm 8CMxxx.12-1: ø 28 x 76 mm 8CMxxx.12-3: ø 28 x 76 mm 8CMxxx.19-3: ø 46 x 93 mm 8CMxxx.12-5: ø 46 x 93 mm
3	Heat shrink tubing	
4	Wire end sleeves	

Table 3: Motor cables - Cable construction

## 4.2 8CMxxx.12-0, 8CMxxx.12-1, 8CMxxx.12-3

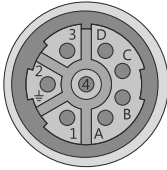
Circular connector	Pin	Description	Function
	1	U	Motor connection U
	2	PE	Protective ground conductor
	3	W	Motor connection W
	4	V	Motor connection V
	A	T+	Temperature +
	B	T-	Temperature -
	C	B+	Brake +
	D	B-	Brake -

Table 4: 8CMxxx.12-0, 8CMxxx.12-1, 8CMxxx.12-3 motor cables - Pinout

## 4.3 8CMxxx.12-1, 8CMxxx.12-3

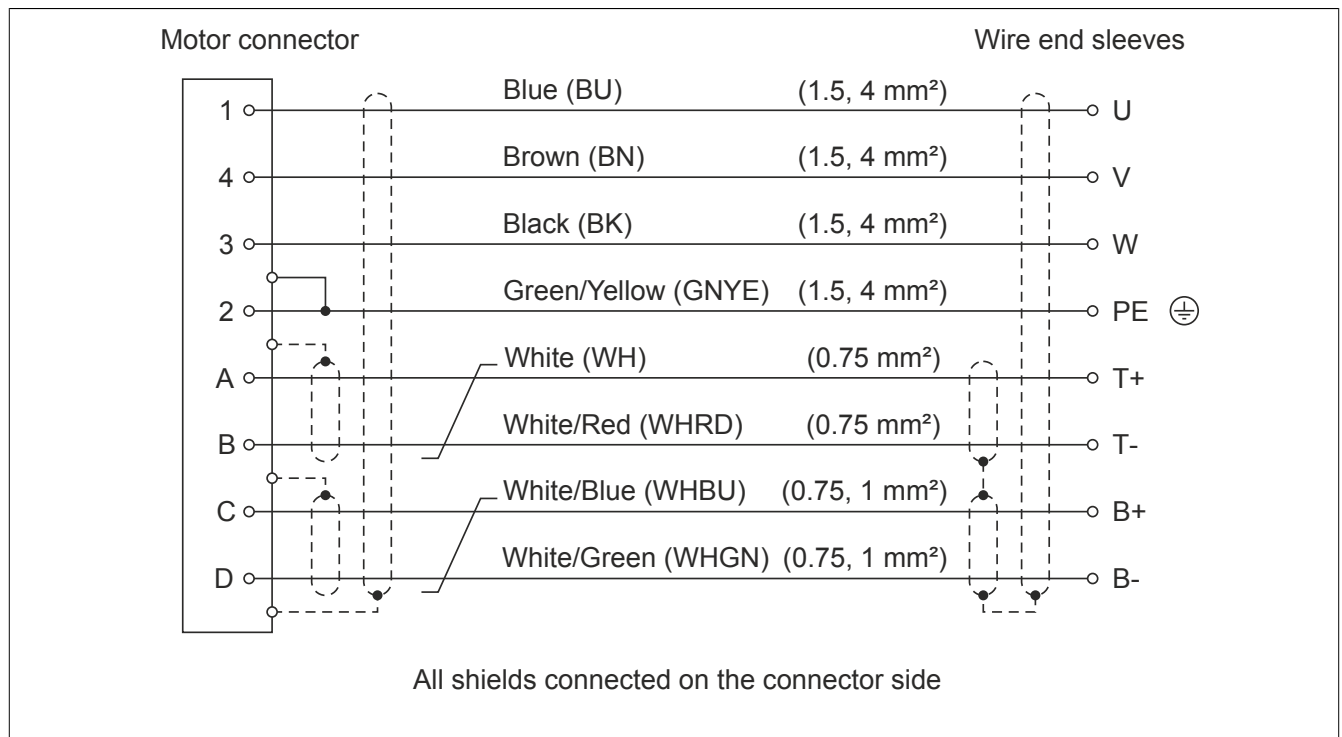


Figure 1: 8CMxxx.12-1, 8CMxxx.12-3 motor cables - Cable diagram