




X20 POWERLINK cables

1 General

Short description			
Length	POWERLINK cables		
0.2 m		X20CA0E61.00020	
0.25 m		X20CA0E61.00025	
0.3 m		X20CA0E61.00030	
0.35 m		X20CA0E61.00035	
0.4 m		X20CA0E61.00040	
0.5 m		X20CA0E61.00050	
1 m		X20CA0E61.00100	
1.5 m		X20CA0E61.00150	
2 m		X20CA0E61.00200	
3 m			
4 m			
5 m		X20CA0E61.00500	
6 m			
8 m			
9 m			
10 m		X20CA0E61.01000	X20CA3E61.0100
11 m			
12 m			
13 m			
14 m			
15 m		X20CA0E61.01500	X20CA3E61.0150
16 m			
17 m			
19 m			
20 m		X20CA0E61.02000	X20CA3E61.0200
25 m			
30 m	X20CA0E61.0300		
35 m			
40 m	X20CA0E61.0400		
50 m	X20CA0E61.0500		
60 m			
100 m	X20CA0E61.1000		
			

Length	Tolerances for cable lengths
X20CA0E61.xxxx	
20 to 100 m	+2% of the length
X20CA0E61.xxxxx	
0.2 to 0.5 m	+0.01 m
1 to 5 m	+0.04 m
6 to 20 m	+1% of the length

2 Technical data

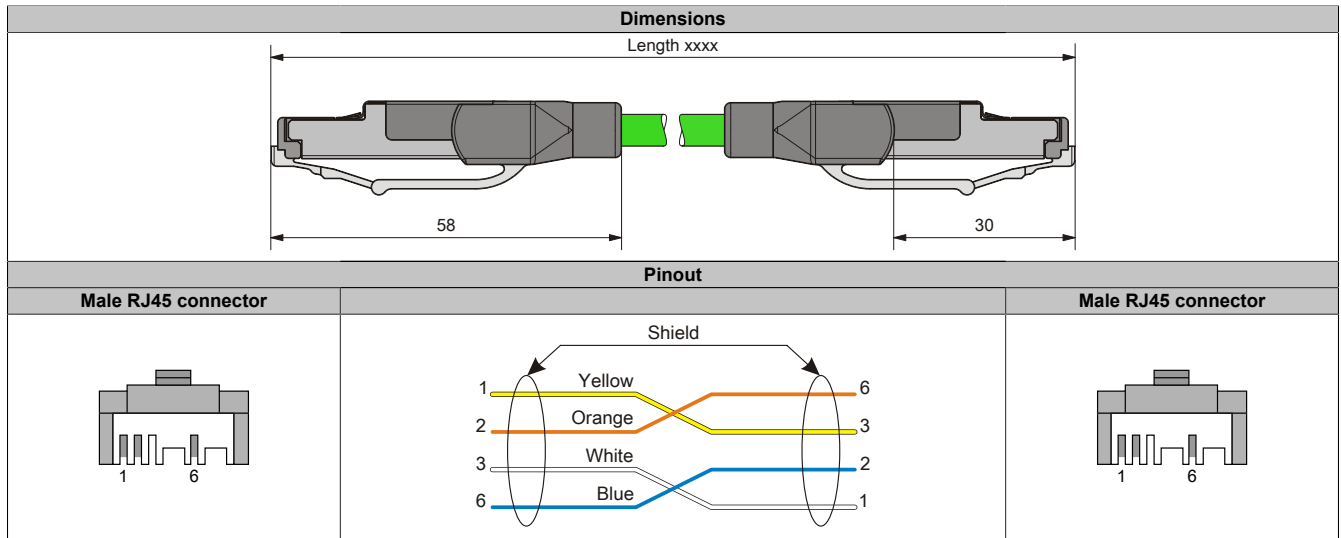
Order number	X20CA0E61.xxxx	X20CA0E61.xxxxx	X20CA3E61.xxxx
General information			
Durability	Flame-retardant per IEC 60332-1-2 ROHS 2011/65/EU	Flame-retardant per IEC 60332-3-24 ROHS 2011/65/EU	Flame-retardant per IEC 60332-1-2 ROHS 2011/65/EU
Short description	POWERLINK connection cable RJ45 to RJ45		
Type	Connection cables		
Cable cross section			
AWG	4x 22 AWG	4x 2x 26 AWG	4x 22 AWG
mm ²	4x 0.34 mm ²	4x 2x 0.14 mm ²	4x 0.34 mm ²
Cable construction			
Inner jacket	Halogen-free, flame-retardant		
Outer jacket			
Material	Polyurethane (PUR) GN	PVC	Polyurethane (PUR) GN
Properties	Halogen-free	-	Halogen-free
Color	Green	Black (RAL 9005)	Green
Wires			
Wire insulation	Polyethylene (PE)		
Wire colors	White, yellow, blue, orange	Blue-white, blue, orange-white, orange, green-white, green, brown-white, brown	White, yellow, blue, orange
Shield	Overlapping aluminum-clad foil, tinned copper braiding, 85% coverage		
Type	Tinned copper strand 22/7 AWG	Stranded copper wire 26 AWG	Tinned copper strand 22/7 AWG
Stranding	Complete stranding 4 wires to the star quad	Pair stranding - 4 pairs Blue-white with blue, orange-white with orange, green-white with green, brown-white with brown	Complete stranding 4 wires to the star quad
Electrical properties			
Operating voltage	Max. 60 V for PoE		
Test voltage			
Wire - Wire	2000 V	1000 V	2000 V
Wire - Shield	2000 V	1000 V	2000 V
Conductor resistance	≤120 Ω/km at 20°C	≤145 Ω/km at 20°C	≤120 Ω/km at 20°C
Transfer properties	Category 5 / Class D up to 100 MHz per ISO/IEC 11801		
Transfer rate	10/100 Mbit/s	10/100/1000 Mbit/s	10/100 Mbit/s
Insulation resistance	≥500 MΩ/km at 20°C	≥5 GΩ/km at 20°C	≥500 MΩ/km at 20°C
Operating conditions			
Degree of protection per EN 60529			
Cables	IP65		
RJ45 connector	IP20, only when properly connected		
Ambient conditions			
Temperature			
Transport	-50 to 70°C	-40 to 80°C	-50 to 70°C
Fixed installation	-40 to 70°C	-40 to 80°C	-40 to 70°C
Flexible installation	-20 to 60°C	-10 to 60°C	-20 to 60°C
Mechanical properties			
Dimensions			
Diameter	6.5 mm ±0.2 mm	6.7 mm ±0.2 mm	6.5 mm ±0.2 mm
Bend radius			
Fixed installation	≥3x outer diameter	≥4x outer diameter	≥3x outer diameter
Flexible installation	≥7x outer diameter	≥8x outer diameter	≥7x outer diameter
Drag chain data			
Acceleration	-	-	4 m/s ²
Flex cycles	-	-	Min. 3 million
Velocity	-	-	4 m/s
Bend radius	-	-	200 mm
Weight	0.062 kg/m	0.058 kg/m	0.061 kg/m

Table 1: X20CA0E61.xxxx, X20CA0E61.xxxxx, X20CA3E61.xxxx - Technical data

3 X20CA0E61.xxxx and X20CA3E61.xxxx

This cable is offered in 2 variants:

- X20CA0E61: Standard design
- X20CA3E61: Can be used in cable drag chains



4 X20CA0E61.xxxxx

